

## Specifications

Roll	Petit_2	Petit Pro_2	WS	WX1	WXII	SF	Sheets	FX
Cutting blades	2	2	2 or 4	4 or 6	4+4 or 6+6	2 or 4	Cutting blades	2
Cutting type	Contactless	Contactless	Contactless	Contactless	Contactless	With contact	Cutting type	Contactless
Minimum distance between heads	30	30	42	42	42	42	Minimum distance between heads	30
Assistance web	N/A	N/A	Standard	Standard	Standard	Standard	Infeed tray capacity	1000 sheets (200g/m <sup>2</sup> )
Air compressor	No	No	No	Yes	Yes	Yes	Minimum paper size	210x148mm
Outer diameter unwinder	290mm	290mm	450mm	450mm	450mm	450mm	Maximum paper size	340x630mm
Outer diameter laminate	230mm	230mm	250mm	250mm	250mm	250mm	Maximum cutting speed	2260mm/sec.
Media width	80-240mm	80-240mm	40-340mm	100-350mm	100-350mm	150-340mm	Sheet speed	150-600 SRA3/uur
Maximum label width	230mm	230mm	320mm	330mm	330mm	310	Precision	0.05mm
Maximum label length	300mm	300mm	500mm	600mm	600mm	400	Registration via	4 blackmarks
Minimum label size	Determined by the cutting file		Determined by the cutting file		Determined by the cutting file		Automatic job change	QR
Slitting Knives	4 (up to 10)		4 (up to 15)		4 (up to 10)		Fichier de découpe	AI, PDF, PLT, DXF
Slit width	10-230mm	10-230mm	10-310mm	10-330mm	10-330mm	-	Dimensions	910x700x1030 mm
Cutting speed	8m/min (7x15cm)	8m/min (7x15cm)	9m/min (7x15cm)	9m/min (10x10cm)	18m/min (10x10cm)	18m/min (10x10cm)	Weight	150kgs
Registration via	Blackmark sensor	CCD camera	CCD camera	CCD camera	CCD camera	CCD camera	Current	100-220vac, 1000W
Automatic job change	/	Job number or QR	Job number or QR	Job number or QR	Job number or QR	Job number or QR		
Cutting accuracy	0.1mm	0.1mm	0.1mm	0.05mm	0.05mm	0.1		
Accepted files	AI, PDF, PLT, DXF	AI, PDF, PLT, DXF	AI, PDF, PLT, DXF	AI, PDF, PLT, DXF	AI, PDF, PLT, DXF	AI, PDF, PLT, DXF		
Dimensions (LxHxh)	910x630x740 mm	910x630x740 mm	1550x925x1300 mm	2000x1300x1640 mm	2510x1300x1640 mm	1500x1060x1283 mm		
Weight	120kgs		510kgs	1200kgs	1200kgs	520kgs		
Current	100-240vac, 1000W	100-240vac, 1000W	100-240vac, 2000W	100-240vac, 2000W	100-240vac, 2000W	100-240vac, 1000W		
Options	Liner lamination rewinder In-line kit		Liner lamination rewinder Chopin sheet cutter	duoblure lamination rewinder Integrated sheet cutter 2nd rewinder (1, 1.5, 2, 3 or 4 inches) Heated die removal system Slitting unit for drag knives Compressor		Shiver Laminate winder with liner Backscore blades (max 10)	Options	shiver



## Valloy Duoblade Digital label cutting

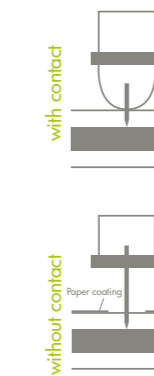
The most complete, professional and reliable range of digital label cutting machines on the market.



Digital label cutting machines are the ideal solution for label printers and printers and other label presses. Whereas traditional rotary or semi-rotary models use cylinders and/or cutting tools, our products use blades. **These systems can cut any shape without dies.** You can deliver finished labels to your customers immediately, **saving time and money** on short runs. Digital laser cutting machines are also an excellent solution, but the investment is often high, and will require the presence of a specialized operator.

Digital models with blades have a reputation for being slow, but the Duoblade WXII with 2 cutting stations can reach speeds of up to **25 meters per minute**. And thanks to its automatic and rapid job change functions, this limitation no longer exists.

In the past, using blades on small plotters was unreliable, but with this professional range, we can guarantee **perfectly finished labels**, perfectly finished labels. Each Valloy machine is equipped with a tension control system and uses non-contact cutting non-contact cutting, a unique feature of Duoblade machines. On other plotter systems, the blade is located on a spring and will stop during cutting. Our cutting cutting heads are programmed to stop above the support. The result is a **constant cutting depth, smoother blade blade rotation for better quality, longer blade life, faster cutting speeds and less dust.** You'll never scratch or damage the surface of the substrate or laminate during use. The added advantage is that you can adjust cutting depth according to the thickness of the backing. So even if you're cutting another liner of the same thickness, or want to laminate, there's no need to adjust the cutting depth. You can even finish UV-printed labels where there is a difference in thickness between the printed and unprinted parts.



### Tasco bvba

Industriepark Asper  
Legen Heirweg 59  
9890 Gavere

Tel. +32 9 281 08 50  
Fax +32 9 281 08 70  
E-mail info@tasco.be  
Site www.tasco.be  
DUOBLFR01.1

### Tasco sarl Lille

130, Boulevard de la Liberté  
F-59000 LILLE

Tel. +33 3 62 26 00 22  
E-mail info@tascofrance.fr  
Site www.tascofrance.fr  
RCS LILLE METROPOLE B 793 237 843  
Capital : 25.000 €

### Tasco sarl Paris

13, rue Marie Poussepin  
Parc Economique Lavoisier  
F-91410 DOURDAN

Tél. +33 3 62 26 00 20  
Fax +33 3 62 26 00 23  
E-mail info@tascofrance.fr  
Site www.tascofrance.fr

## Duoblade Petit entrance series

### Duoblade Petit: All-in-one tabletop finishing solutions



A compact tabletop model with many of the features of a professional digital die-cutting machine: laminating, die-cutting, die extraction, slitting and rewinding. Thanks to its infinitely variable servomotor and sturdy construction, you can achieve high cutting precision and perfect results. The maximum media width is 240 mm, enabling production of labels up to 230x300mm.

#### Two cutting heads for increased productivity

Depending on the job, you can use one or two cutting heads for faster finishing.



#### Automatic tension control with 2 moving arms

Adaptive adjustment of unwind and winding for best results. Clamping rollers in combination with a set of 2 moving arms provide reliable tension, resulting in perfect control of cutting depth.



### Duoblade Petit PRO : Desktop All in One label finishing solution with automation

The Pro version incorporates a CCD camera for even greater cutting precision. The camera detects a new job using a number or QR code and, thanks to the Pro software, the machine will automatically configure the new cutting job and continue finishing all jobs on the roll. This standard function is available on all WS and WX models.



#### Options for the Petit series



Online connection kit for inkjet label printers



Laminating rewriter with backing

## Duoblade WS mid-range series

### Duoblade WS: Professional label finishing solutions with automation and web control

This machine incorporates all the features of the Petit Pro model. With its improved speed, larger unwind diameter and wider 340 mm media width, this machine is ready for your production. Maximum label size is 320 x 500 mm.



#### Web guide included

The web guide in the entry section ensures rigorous alignment for a precise finish. Even elements that were initially wound incorrectly can still be used and will be corrected. This saves time and reduces waste.



#### Automatic tension control

Improved six-axis automatic tension control ensures stable unwinding and winding of media, and enhanced cutting precision.



#### Silencer for laminating

The machine is equipped with a silencer for the laminating films, improving operator comfort and contributing to better quality results.



#### 2 or 4 cutting heads

The WS-2 is equipped with 2 cutting heads, for faster production of small labels, while your best choice is the WS-4 model with 4 cutting heads. The software will detect the number of heads that can be used for a job and automatically set the distance between two heads.

#### Options

Chopin external die-cutter



2



Laminating rewriter with backing

## Finishing for large-scale production with the Duoblade WX range

### Duoblade WXI: Digital cutting adapted to a production environment



This machine is faster, better and offers maximum options for all digital label production needs. Media width 350, maximum label size 330 x 600 mm.

#### Compressed air for even greater reliability

For your convenience and more reliable winding, the system is equipped with pneumatic mandrels. The clamping rollers are pneumatic, resulting in better grip, higher tension on the substrate and therefore greater precision.



#### Easy matrix removal

WX models are equipped with a weeding system offering even more possibilities. You can adjust the angle, use a roller or a blade, depending on the type of substrate. As an option, there's even a heated roller to facilitate matrix removal for difficult glues.



#### Integrated PC

The PC with all the necessary software is fully integrated into the machine. No need for an external PC.



#### 4 or 6 cutting heads

The WXI\_4h has 4 heads, the WXI\_6h has 6 heads. As with the WS models, all positioning is performed automatically. The 6-head version is a good choice, especially if you frequently work with small labels, as it can significantly increase productivity.

### Duoblade WXII: Latest-generation digital cutting model adapted to the production environment.

This machine incorporates all the features of the WXI with two in-line cutting stations for double speed, available in 4+4 or 6+6 head versions.

A speed of up to 25 meters per minute makes it the perfect solution for cutting your short print runs on almost all existing digital label presses on the market (Konika Minolta, Durst, HP Indigo, Xeikon, etc.).



#### Options for WX series



Laminating rewriter with backing



Integrated sheet cutter



Top rewriter possible



Slitting station with razor blades instead of round blades



Heating roller for matrix extraction

3

## Duoblade special series

### Duoblade SF: Digital cutting plotter for versatile applications



The Duoblade SF is a digital diecutter that lets you design labels, stickers and much more, directly from a roll. Thanks to its various tools, you can select a wide variety of products individually and produce individual items. Examples: stickers, labels, boxes... What's more, the machine also offers the option of rewinding the material to produce labels on rolls.

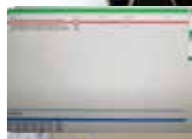
#### 2 or 4 cutting heads

The SF\_2 comes with 2 cutting heads, but for faster production of smaller labels, the SF\_4 with 4 heads is undoubtedly the best choice.




#### Intelligent software for automatic job changes

Thanks to the CCD camera, the machine reads printed QR codes, enabling automatic tasks to be carried out. The distance between the cutting heads is automatically adjusted to suit the application.



#### Integrated web guide

The machine's web control guide provides precise track alignment for a perfect finish. Rolls that were initially wound incorrectly on the digital press can be corrected. This saves time and waste.



#### Wide choice of tools


Different blades are available for different materials. You can cut simultaneously at half-face, and cut completely to finish individual parts, including perforation. You are also technically able to manufacture boxes. Also, the optional "backscore" tool enables you to make an incision on the back of the backing, making adhesive removal much easier.



Options : Rewinder for lamination with dorsal / backscore (max 10)

### Duoblade FX: Digital cutting plotter for sheets

The Duoblade FX is the perfect solution for fast, efficient finishing of self-adhesive labels or stickers printed on conventional A3 toner-based laser printers, such as XEROX, KONICA, RICOH, CANON, OKI,...



#### Integrated computer and easy-to-use software

The machine features an integrated computer and intuitive software. Parameters such as distance, selection, route, starting point, direction, speed, acceleration and cutting head pressure are automatically optimized for optimum processing. Up to 10,000 jobs can be stored. What's more, the software estimates the time needed to complete jobs and assesses blade life.

#### 2 or 4 cutting heads

The machine is equipped with 2 cutting heads that can work with the same or different tools at the same time. The machine offers versatile functions such as punching, cutting, slitting, creasing and perforating.



#### CCD camera and automatic job recognition

The DUOBLADE FX is equipped with a CCD camera that recognizes tasks via assigned codes. This enables tasks to be changed automatically, without operator intervention. The CCD also scans printed black marks to avoid any image shift in sheet-to-sheet operation.

4